



Advanced Holter

IQmark™ Advanced Holter

IQmark Advanced Holter - designed to meet your needs.

The IQmark Advanced Holter delivers speed, accuracy and ease of use. Designed to run on your Windows-based PC, the intuitive functionality of the IQmark Advanced Holter generates detailed Holter reports quickly. It also allows the technician complete control of the Holter analysis, editing and reports to create results that meet your requirements.

The IQmark Advanced Holter is an integrated data-gathering extension of the IQmark Diagnostic Workstation, or it can be seamlessly integrated into most of today's EMR systems. You download test results into your digital patient record with the simple click of the mouse.

Working with the IQmark Digital Recorder^{CF}, which uses a removable Compact Flash Card for reliability and convenience, the IQmark Advanced Holter takes less than a minute to download and analyze 24 hours of ECG data.

You can rely on Midmark Diagnostics Group to develop technically advanced, innovative and user-friendly diagnostic devices that improve diagnostic productivity and increase efficiency.



- **Simultaneous 3-Channel Arrhythmia/ST Analysis**

Arrhythmia and ST analysis are based on user selected channel(s) to enhance accuracy. The system reports HR/ST correlation, ST numerical summaries and indicates when the one-minute ST thresholds have been exceeded.

- **Preview 3-Channel Full Disclosure**

Preview entire three channels of recorded ECG before the analysis, so you can customize the analysis criteria for the specific patient.

- **Template Editing**

Abnormal, Artifact and Normal beats are grouped into Templates for easy viewing and quick editing. Intelligent sorting by beat morphology makes reclassifying multiple beats as easy as click and drag.

- **QT Interval Analysis**

View HR/QT/QTc correlation trending and QT numerical tabular summary on screen or on printout. Select between Bazett, Hodges, Linear Regression and Fridericia equations for QT correction.

- **Heart Rate Variability (HRV)**

Key features included are time and frequency domain analysis, trend graphs and quantitative analysis of total/qualified beats, and a successive interval plot of normal-to-normal and all beats. Transfer Frequency Domain or Time Domain Analysis results to commercial spreadsheet program for customized study.

- **Atrial Fibrillation Analysis**

Fine tune the analysis through user adjustable settings or manually reclassify episodes of atrial fibrillation. Episodes are highlighted in R-R Tachogram and in Smart Page Scan for quick review.

- **Page Scan/Smart Page Scan**

View one, two or three channels of full disclosure with color-coded arrhythmia events on screen. Select to scan entire full disclosure automatically page-by-page or only specific events that interest you.

- **Insert or Delete QRS Beat**


This advanced feature allows you to capture and reclaim false-negative QRS beat(s) or delete any false-positive beat(s). The R-R and heart-rate results will be automatically updated to reflect the changes.

- **Patient Archive**

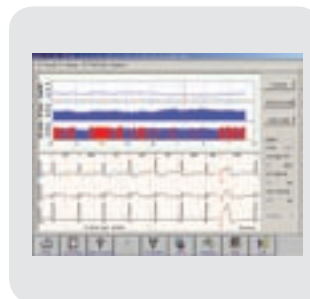


Patient data, Holter results and full disclosure reports are stored in the IQmark Diagnostic Workstation, which allows immediate access.

- **Pacemaker Analysis – Available as an option**

Analyze single- or dual-chamber paced beats for non-captures and sensing failures. Includes standard Pacemaker templates and custom event templates for quick viewing and editing of all paced beats. Reports include automatic and manual selected sample strips, tabular summary and bar graphs.



Detailed



Finally, a Holter solution developed with the user in mind, while offering the utmost in efficient patient care. Seamless integration with the IQmark Diagnostic Workstation

The IQmark Diagnostic Workstation is the portal to all Midmark Diagnostics' medical modalities: ECG, Holter, Spirometry and Vital Signs.

You can use the IQmark Diagnostic Workstation to easily manage and edit your patient's test data stored in the database. Simply view and edit the data to create various reports that fit your practice and can assist you with your patient's diagnosis.

Integrated IQmark Diagnostic Workstation components have the following features in common:

- Uniform user interfaces and operations
- Uniform management of test reports
- Portable and compatible report formats

IQmark™ Advanced Holter

Features:

Isolated premature ventricular ectopy (VE)
Ventricular couplet (VE pair)
Ventricular run (VE run)
Ventricular bigeminy (Bigeminy)
Ventricular trigeminy (Trigeminy)
Total VE
Longest/fastest/slowest VE runs
Isolated premature supraventricular ectopy (SVE)
Premature supraventricular pair (SVE pair)
Premature supraventricular run (SVE run)
Total SVE
Longest/fastest SVE runs
Asystole (Pause)
R on T
ST level / ST slope
QT / QTc Interval
Heart rate variability (HRV)

- Time Domain – SDNN, SDANN, rMSSD, Triangular Index, etc
- Frequency Domain – ULF, VLF, LF, HF, TP, etc

Atrial Fibrillation
Tachycardia
Bradycardia
Average/minimum/maximum heart rate

Minimum System Requirements

Microsoft® Windows®-based PC with Windows 2000 or XP
Intel® Pentium-class microprocessor (500MHz or faster) or compatible
RAM 64MB for Windows 2000/XP
Hard disk with 200MB of free space or greater
CD-ROM Drive
VGA display 256 colors (16-bit color recommended) with resolution 800x600 (1024x768 recommended)
Microsoft-compatible mouse, keyboard and printer – color printer required for color-coded reports
Parallel Port or USB Port

IQmark™ Digital Holter Recorder^{CF}

Specifications

24-hour non-compression
3-channel data
8-bit resolution
Removable Compact Flash memory
Interface: Compact Flash Card Reader or Standard PCMCIA Card Reader with Compact Flash Adapter
Compact Flash Card capacity: 48MB-96MB
Sampling rate: 128 samples/sec.
Input range: 5mV
Analog bandwidth: 0.05 to 100Hz (3dB)
Common mode rejection ratio: 60dB
Dimensions: 4.46in. x 2.75in. x 1.02in. (113mm x 70mm x 26mm)
Weight: 4 oz. (113g)
Uses two AA alkaline batteries
Warranty: 12 months
CE mark
ETL listed

Features:

Built-in LCD display for ECG tracing quality check
Patient Event button
Compact and lightweight
Reusable Standard Compact Flash Card
Compatible with 5-lead or 7-lead patient hookup kits (5-lead patient lead wire standard) (7-lead patient lead wire available)



The IQmark Advanced Holter offers improvements in efficiency and quality of care. It can be used independently with our IQmark Diagnostic Workstation software or with most of today's EMRs. With an EMR, our seamless integration solution allows you to analyze a Holter test from within the EMR and instantly store the test result in the patient's electronic chart. This includes creation and storage of numerical, graphical and narrative results, as well as sample strips and full disclosure as digital data, not as an image. There is no better way to move your Holter workflow into the digital age.

The IQmark Advanced Holter is backed by the service, support and the confidence of the Midmark name—the most trusted in the field of medical, surgical and dental examination and procedure equipment. Winner of Microsoft's Healthcare Users Group Award in 1999; Frost & Sullivan's 2000 Market Engineering Product Innovation Award; Frost & Sullivan's 2005 Competitive Strategy Leadership of the Year Award; and Towards Electronic Patient Records Best of Breed Award in 2002 and 2003... Midmark Diagnostics Group delivers practical, real-world advancements for today's clinicians, and devices that will grow with your practice.

For additional information, please visit:
www.midmarkdiagnostics.com

Midmark Diagnostics Group is an ISO 13485 Certified Company.

Midmark Diagnostics Group
3300 Fujita Street, Torrance, CA 90505-4017
midmarkdiagnostics.com
1-800-624-8950 Fax: 310-530-1421

© 2006 Midmark Corporation
60 Vista Drive P.O. Box 286 Versailles, Ohio 45380-0286
Products subject to improvement changes without notice
Litho in U.S.A. 007-0601-00 Rev. A1 (3/06)

