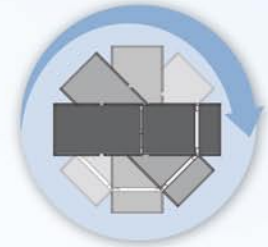


LIFT CAPACITY: 1,000 POUNDS

Strength and dexterity with a full-length radiolucent top.
Sleek, easy-to-clean stainless steel construction.

- » Powered surgical table with a 180° rotating top — provides reliable C-arm access.
- » Full-length radiolucent top and superior imaging from an offset cylindrical column.
- » Ample lift capacity: 1,000 pounds.
- » Smooth steering castors provide enhanced mobility.
- » Additional features and options: Battery back-up, auto-leveling brake system, removable head and leg section, and 2" pressure-relieving mattress.



180° Rotating Top
for precise patient positioning



Easy to position using hand control or optional foot control

DRE Paramount 1000

Surgical Table

Equipment for the way *you* operate

Specifications

Tabletop

Length	78"
Width	19.75"
Max. height	43"
Min. height	29"

Weight Information

Lift Capacity	1,000 lbs.
Articulation	800 lbs.
Flex	600 lbs.

Maximum allowable weight of:

Back section	150 lbs.
Leg section	100 lbs.
Head section	28 lbs.

Positioning

Lateral tilt	30°
Trendelenburg	30°
Back section	+90°, -30°
Head section	+30°, -90°
Leg section	+0°, -105°
Table rotation	180°
Self-leveling brakes	Powered

Specifications subject to change without notice.



Neurological Seated Position



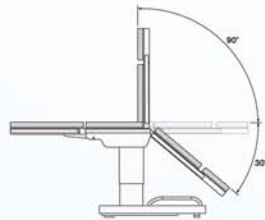
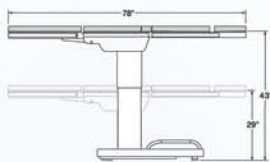
Nephrectomy Procedure



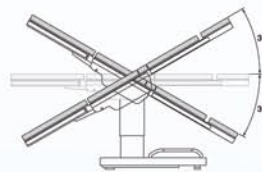
Laminectomy Procedure



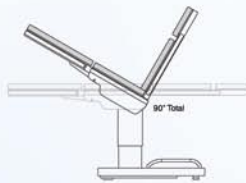
Gynecology and Urology Procedures



Back Up 90°
Back Down 30°



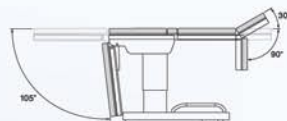
30° Trendelenburg
and Reverse Trendelenburg



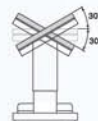
Reflex 90°



Flex 40°



Head Up 30° Head Down 90°
Leg Up 0° Leg Down 105°



30° Lateral Tilt
Right & Left