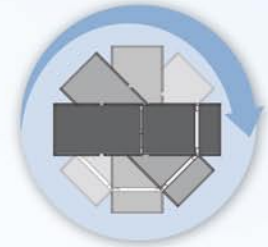


LIFT CAPACITY: 750 POUNDS

Strength and dexterity with a full-length radiolucent top.
Sleek, easy-to-clean stainless steel construction.

- » Powered surgical table with a 180° rotating top — provides reliable C-arm access.
- » Full-length radiolucent top and superior imaging from an offset cylindrical column.
- » Ample lift capacity: 750 pounds.
- » Smooth steering castors provide enhanced mobility.
- » Additional features and options: Battery back-up, auto-leveling brake system, removable head and leg section, and 2" pressure-relieving mattress.



180° Rotating Top
for precise patient positioning



Easy to position using hand control or optional foot control

Specifications

Tabletop

Length	78"
Width	19.75"
Max. height	43"
Min. height	29"

Weight Information

Lift Capacity	750 lbs.
Articulation	750 lbs.
Flex	600 lbs.

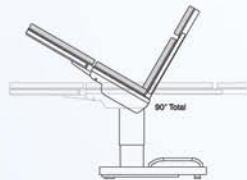
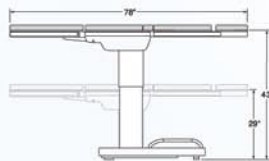
Maximum allowable weight of:

Back section	150 lbs.
Leg section	100 lbs.
Head section	28 lbs.

Positioning

Lateral tilt	30°
Trendelenburg	30°
Back section	+90°, -30°
Head section	+30°, -90°
Leg section	+0°, -105°
Table rotation	180°
Self-leveling brakes	Powered

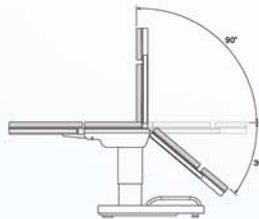
Specifications subject to change without notice.



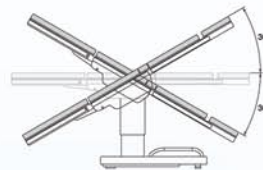
Reflex 90°



Flex 40°



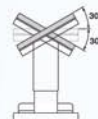
Back Up 90°
Back Down 30°



30° Trendelenburg
and Reverse Trendelenburg



Head Up 30° Head Down 90°
Leg Up 0° Leg Down 105°



30° Lateral Tilt
Right & Left



**Neurological
Seated Position**



**Nephrectomy
Procedure**



**Laminectomy
Procedure**



**Gynecology and
Urology Procedures**